

Biotinylated Human CD47 Protein

Cat. No. CD7-HM447B



Description

| | |
|-------------------------|---|
| Source | Recombinant Biotinylated Human CD47 Protein is expressed from HEK293 with His tag and Avi tag at the C-Terminus. It contains Gln19-Pro139. |
| Accession | Q08722-1 |
| Molecular Weight | The protein has a predicted MW of 18.38 kDa. Due to glycosylation, the protein migrates to 42-52 kDa based on Bis-Tris PAGE result. |
| Endotoxin | Less than 1EU per µg by the LAL method. |
| Purity | > 95% as determined by Bis-Tris PAGE > 95% as determined by HPLC |

Formulation and Storage

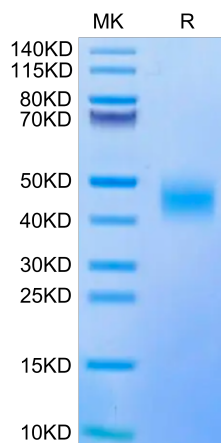
| | |
|-----------------------|---|
| Formulation | Lyophilized from 0.22µm filtered solution in PBS (pH 7.4). Normally 8% trehalose is added as protectant before lyophilization. |
| Reconstitution | Centrifuge the tube before opening. Reconstituting to a concentration more than 100 µg/ml is recommended. Dissolve the lyophilized protein in distilled water. |
| Storage | -20 to -80°C for 12 months as supplied from date of receipt. -80°C for 3 months after reconstitution. Recommend to aliquot the protein into smaller quantities for optimal storage. Please minimize freeze-thaw cycles. |

Background

CD47 (Cluster of Differentiation 47) also known as integrin associated protein (IAP) is a transmembrane protein that in humans is encoded by the CD47 gene. CD47 belongs to the immunoglobulin superfamily and partners with membrane integrins and also binds the ligands thrombospondin-1 (TSP-1) and signal-regulatory protein alpha (SIRPα). CD-47 acts as a don't eat me signal to macrophages of the immune system which has made it a potential therapeutic target in some cancers.

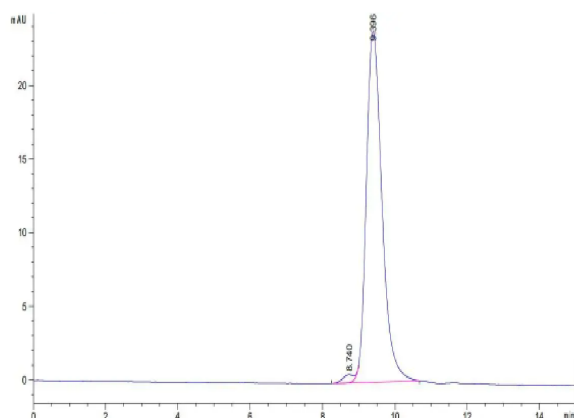
Assay Data

Bis-Tris PAGE



Biotinylated Human CD47 on Bis-Tris PAGE under reduced condition. The purity is greater than 95%.

SEC-HPLC



The purity of Biotinylated Human CD47 is greater than 95% as determined by SEC-HPLC.

Biotinylated Human CD47 Protein

Cat. No. CD7-HM447B

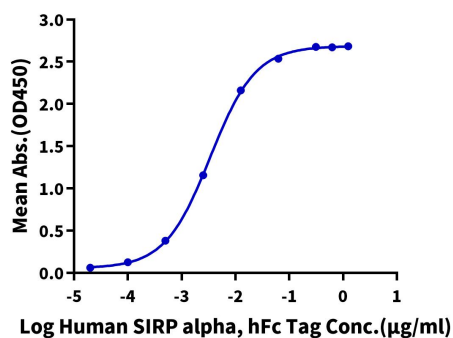


Assay Data

ELISA Data

Biotinylated Human CD47, His Tag ELISA

0.2µg Biotinylated Human CD47, His Tag Per Well



Immobilized Biotinylated Human CD47, His Tag at 2µg/ml (100µl/well) on the streptavidin precoated plate (5µg/ml). Dose response curve for Human SIRP alpha, hFc Tag with the EC50 of 3.4ng/ml determined by ELISA.